



# Ranch Sorting National Championships

## ***FTP Site Log In Directions***

Ranch Sorting National Championships

PO Box 1

Wellington, CO 80549

Phone: 970-897-2901

Fax: 970-897-2921

Email: [Info@RSNC.US](mailto:Info@RSNC.US)

Web Site: [www.ranchsorting.com](http://www.ranchsorting.com)

1. First, call (970-897-2901) for the password to the FTP site for Producers.
2. Next, **close** all other windows programs.
3. Click on your internet provider. It may be one of the following:

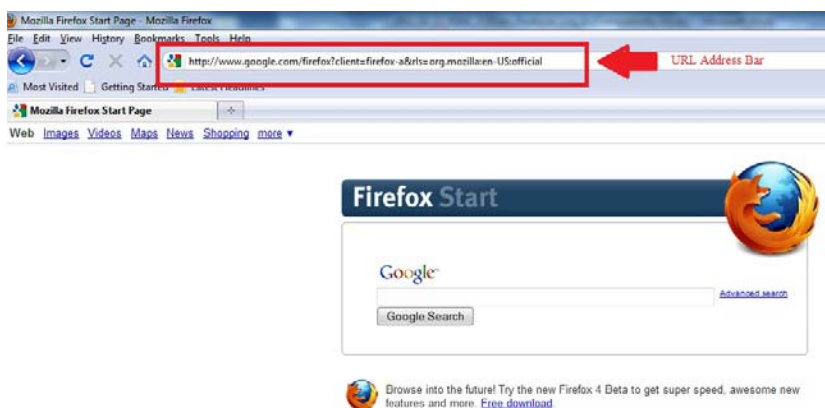
### Internet Explorer



### Mozilla Firefox



4. Locate your **URL Address Bar**. Delete current address and replace with <http://rsnc.us/fc/>



5. The below screen will appear.



6. Type in the **Username:** Producers




## File Center

Username:

 Password: 

7. Enter the **Password** that the RSNC HQ office gave you.

8. Below is the page that will appear.



Producers

9. Look for the **Flash Multi-Uploader**.

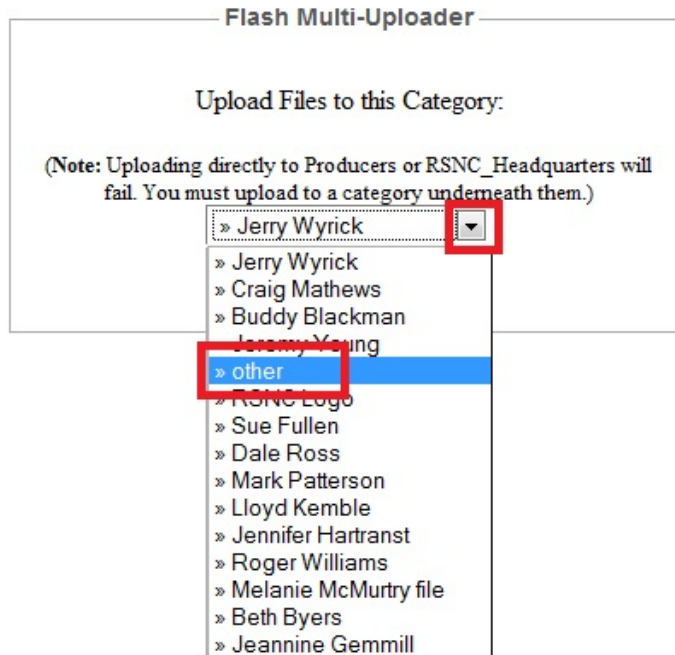
### Flash Multi-Uploader

Upload Files to this Category:

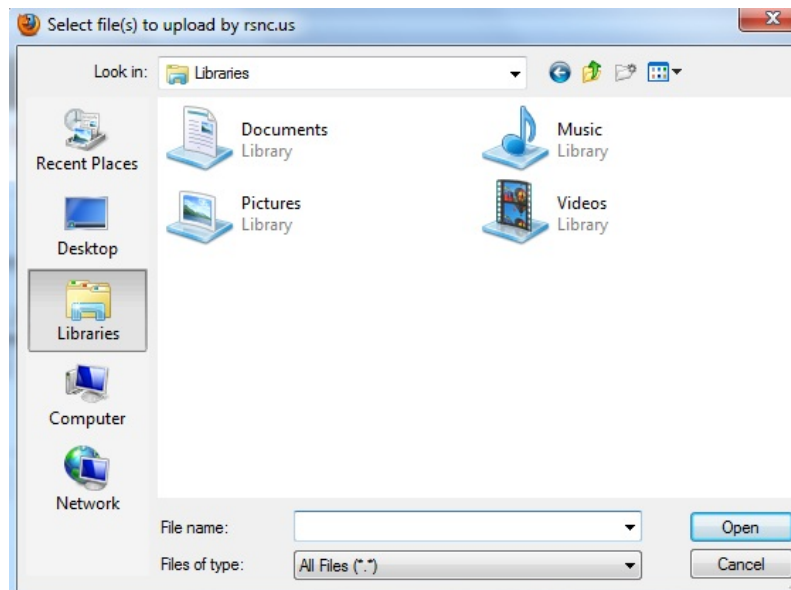
(Note: Uploading directly to Producers or RSNC\_Headquarters will fail. You must upload to a category underneath them.)

>> other

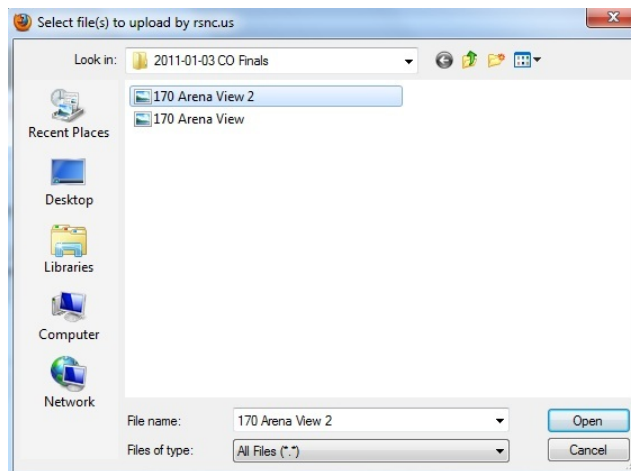
10. Click on the **black triangle** and click on **other**.



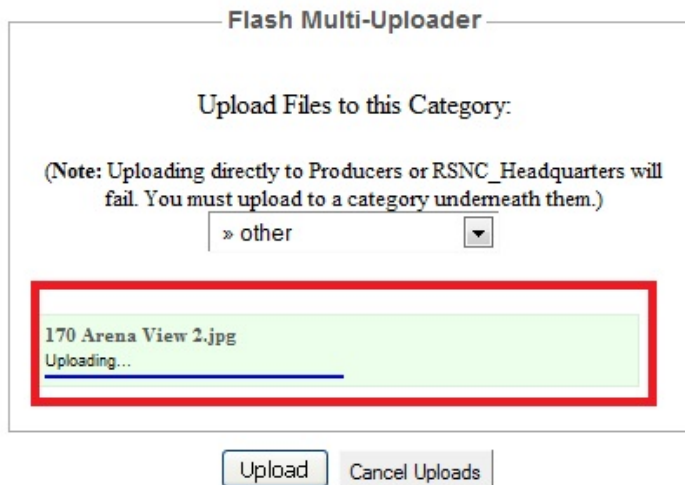
11. Next, **Select File(s) to upload by rsnc.us** screen will appear. Then select a file from your computer to upload.



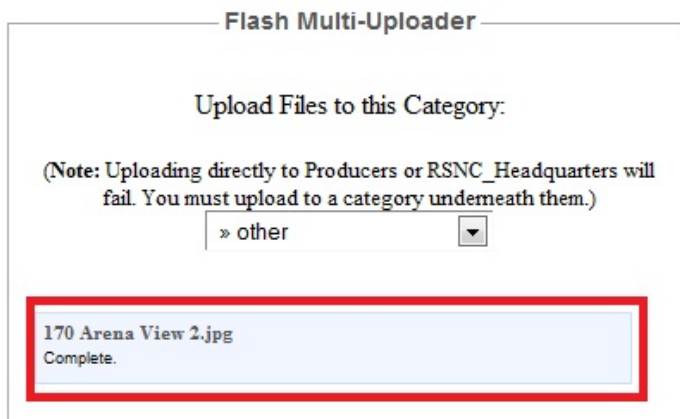
12. Select the **file/files** you would like to upload, then click **Open**.



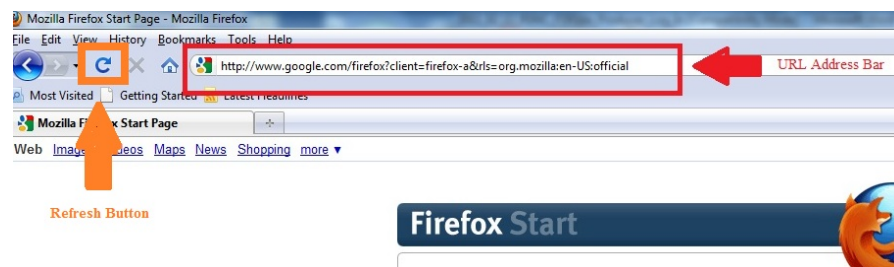
13. Next it will show the file you chose is **Uploading**.



14. Then it will show **Complete** when the file has been uploaded.



15. Then you will look for the name **other** in the files to the right to confirm your files have been loaded in the correct spot. You may need to “refresh” screen (see refresh button below)



16. When you have finished uploading the files, click on **Logout**.

